

Children & Families Committee Report Q4

Report Author: Gavin McClafferty

Report Type: PI Report

Generated on: 13 May 2008



Theme: Care Placement Services

PI Code & Short Name	Current Target	2006-07 Value	2007-08 Q1 Value	2007-08 Q2 Value	2007-08 Q3 Value	2007-08 Q4 Value	2007-08 Q4 2007/08 Value	Short Term Trend Arrow	Long Term Trend Arrow	Traffic Light Icon	Latest Notes
CommS504b Alba Place: No: of full-time places provided	3		3	3	4	3		↘	→	✓	
CommS504d Alba Place: No: of respite placements provided			40	39	37	35		↘	→	?	
CommS506 NCH Residential Service: % of young people showing progress at review	90%		92.3%	96%	97.4%	86%		↘	→	✓	The data for previous quarters has been recalculated in line with the definition agreed by committee, in which successive quarters show the annual average to date of service users for whom there was evidence of progress at reviews.
CommS507a Fostering & Adoption Service: No: of families approved for fostering/adoptive placements	10		1	6	9	9		■	←	⚠	No new placement families were approved during this quarter. Three new families will be considered by the Fostering and Adoption Panel in June or July 2008. Fresh interest in fostering is expected as a result of a national awareness-raising event - Foster Care Fortnight, from the 12th-25th May, but it will take six months for any of that interest to result in an increase in the number of additional placements. The process of selection, training and preparation cannot be safely hurried.

PI Code & Short Name	Current Target	2006-07 Value	2007-08 Q1 Value	2007-08 Q2 Value	2007-08 Q3 Value	2007-08 Q4 Value	Short Term Trend Arrow	Long Term Trend Arrow	Traffic Light Icon	Latest Notes
CommS507b Fostering & Adoption Service: No: of fostering placements available	83		80	85	83	77	↓	↓	⚠	The number of placements available during Q4 represented a significant dip below target. The loss of placements is due to one family moving away in connection with employment, one carer moving towards retirement and one carer, who had been approved for a single specific placement ceasing to foster at the end of that placement. Three new families will be considered by the Fostering and Adoption Panel in June or July.
CommS507c Fostering & Adoption Service: No: of adoption placement available	5		6	7	5	6	↑	■	✓	
CommS507d Fostering & Adoption Service: % of young people in foster placements showing progress at review	90%		100%	100%	96%	98%	↑	↓	✓	
CommS508a Out-of-area placements: No: of placements	11		11	11	10	11	↑	↑	✓	
CommS508b Out-of-area placements: % of young people showing progress at review	90%		100%	N/A	100%	100%	■	■	✓	

Theme: Casework Services

PI Code & Short Name	Current Target	2006/07 Value	2007-08 Q1 Value	2007-08 Q2 Value	2007-08 Q3 Value	2007-08 Q4 Value	Short Term Trend Arrow	Long Term Trend Arrow	Traffic Light Icon	Latest Notes
CommS515b Youth Justice Service: % reduction in the rate of re-offending by persistent offenders 6 months after intervention	60%			74%	90%	96%	↑	↑	✓	
CommS515c Youth Justice Service: % reduction in serious offending by persistent offenders	60%			74%	N/A	81.5%	?	↑	✓	The data entered for quarter 4 represents the percentage reduction in the number of serious offences per young offender between quarters 3 and 4. Given the small numbers involved and the volatility of the issue, we should reasonably expect significant quarterly variance.
CommS516a Throughcare & Aftercare Services: % of eligible care leavers with a Pathway Plan within 3 months of leaving the care of the local authority	100%		100%	100%	100%	100%	■	■	✓	
CommS516b Throughcare & Aftercare Services: % of eligible care leavers moving directly into a secure or supported tenancy on a planned basis	100%		80%	86%	78%	80%	↑	↓	●	The data entered for this year's previous quarters has been recalculated in line with the definition agreed by committee, to show for each quarter the annual average to date. During the year, three young people chose to leave care or supported lodgings to move to insecure accommodation. They were not prepared to wait for an indefinite period for suitable accommodation to be offered.
CommS509 Reports to area teams on Real-Time evaluation	2			0	1	1	■	↑	▲	A single performance report covering all four Area Teams was provided to the Operational Managers group, which includes Area Managers. The data is not yet sufficient to make separate reports for each area useful.
CommS510 Area Social Work Services: No: receiving a service on the basis of an			755	773	801	744	↓	↓	?	For information only.

PI Code & Short Name	Current Target	2006-07				2007-08				Short Term Trend Arrow	Long Term Trend Arrow	Traffic Light Icon	Latest Notes
		2006/07 Value	Q1 2007/08 Value	Q2 2007/08 Value	Q3 2007/08 Value	Q4 2007/08 Value							
Assessment & Action Plan													
CommS511a % of children & young people receiving a service at home	83%		84%	83.5%	82.5%	83%			?	?	✓		
CommS511b % of children & young people receiving a service away from home	17%		16%	16.5%	17.5%	17%			↓	↑	✓		
CommS512a % of looked after & accommodated children returning home within three months	5%		6.8%	4.6%	4.9%	4.4%			↓	↓	⚠		The data for the year's previous quarters have been recalculated in line with the definition agreed by committee, where the percentages reported represent the annual average to date. This quarter's data takes our annual average to a little below the target. Area team managers see this as a reflection of the level of difficulty being encountered in making progress with families whose children are placed in foster care. This was the first full year of reporting this significant piece of information. The figure for quarter 1 may have been unusually high and this will have affected the target set.
CommS512b % of looked after & accommodated children returning home within 6 months	2%		9.1%	6.5%	6.7%	5.5%			↓	↓	✓		The data for the year's previous quarters has been recalculated in line with the definition agreed by committee, where the percentage reported for each quarter represents the annual average to date and indicator 512b includes the data for 512a. The annual average has come in slightly below target. Area Team Managers believe this represents the level of difficulty involved in achieving progress with the families of children placed away from home.
CommS513a % of children & young people receiving support, supervision or care on a voluntary basis (accommodated)	74%		74%	73.5%	74%	73%			↓	↓	⚠		The data for this year's previous quarters has been recalculated in line with the definition agreed by committee to show for each quarter the annual average to date. This quarter has seen a significant increase in compulsory measures, particularly Home Supervision Requirements, by the Children's Panel, which has taken

PI Code & Short Name	Current Target	2006-07				2007-08				Short Term Trend Arrow	Long Term Trend Arrow	Traffic Light Icon	Latest Notes
		2006/07 Value	2007-08 Q1 Value	2007-08 Q2 Value	2007-08 Q3 Value	2007-08 Q4 Value	2007/08 Q4 2007/08 Value						
CommS513b % of children & young people receiving support, supervision or care on a compulsory basis	26%	26%	26.5%	26%	27%		←	←	←			the annual average below target. The data for this year's previous quarters has been recalculated in line with the definition agreed by committee, where percentages reported for each quarter show the annual average to date. There has been a significant increase in the use of compulsory measures, particularly Home Supervision, by the Children's Panel, taking us a point above the annual target.	
CommS514 % of service users showing evidence of progress at Review	90%	93.8%	86.2%	88.9%	87.2%		→	→	→			The data for this year's previous quarters has been recalculated in line with the definition agreed by committee, where the percentages reported for each quarter represent the annual average to date. The final quarter's figure has come in just below target. The difference between target and actual achievement is accounted for entirely by the inclusion in the review sample for quarter 2 of a single, large family in relatively early stages of child protection interventions that had yet to show evidence of progress.	
CommS515a Youth Justice Service: % of reduction in the rate of re-offending by persistent offenders during intervention	65%	64%	79%	85%	69%		→	→	→				










Theme: Community Support Services

PI Code & Short Name	Current Target	2005-06	2007-08 Q1	2007-08 Q2	2007-08 Q3	2007-08 Q4	Short Term Trend Arrow	Long Term Trend Arrow	Traffic Light Icon	Latest Notes
		Value	Value	Value	Value	Value				
CommS518a Moray Youth Action Team: No: of children & young people using the service		28	29	30	39		↑	↑	?	
CommS518b Moray Youth Action Team: % of positive outcomes on closure or review	90%		100%	83.5%	83.3%		↓	↓	!	
CommS519a Moray Youth Action Team "Pre-Intensive Support & Monitoring Service": No: of children & young people using the service		11	15	9	8		↓	↓	?	For information only.
CommS519b Moray Youth Action Team "Pre-Intensive Support & Monitoring Service": % of positive outcomes on closure or review	90%		N/A	N/A	100%		?	?	✓	Exceeds target.
CommS520a Cooper Park Project: No: of children & young people using the service		28	32	25	32		↑	↑	?	The short name for this indicator needs to be amended to reflect the fact that a service is also provided to adults, particularly in respect of the present impact of historic abuse. The 32 reported for this quarter includes 12 such adults. The figure for quarter 3 included 14.
CommS520b Cooper Park Project: % of positive outcomes on closure or review	90%		N/A	100%	100%		■	■	✓	Exceeds target.
CommS521a Supporting Moray Families Project: No: of children & families using the service		69	69	62	67		↑	↑	?	For information only.

PI Code & Short Name	Current Target	2005-06				2007-08				Short Term Trend Arrow	Long Term Trend Arrow	Traffic Light Icon	Latest Notes
		Value	2007-08 Q1 Value	2007-08 Q2 Value	2007-08 Q3 Value	2007-08 Q4 Value							
CommS521b Supporting Moray Families Project: % of positive outcomes on closure or review	90%			100%	100%	100%	100%	100%	■	■	✓	Exceeds target.	
CommS522a Sure Start Health Visitor Project: No: of families using the service		52		71	44		66		↑	↑	?	For information only.	
CommS522b Sure Start Visitor Project: % of positive outcomes on closure or review	90%			N/A	100%		100%	100%	■	■	✓	This performance data is still based on a very small sample and cannot at this stage be taken as fully representative.	

Theme: Social Work Training

PI Code & Short Name	Current Target	2005-06 Value	2007-08 Q1 Value	2007-08 Q2 Value	2007-08 Q3 Value	2007-08 Q4 Value	Short Term Trend Arrow	Long Term Trend Arrow	Traffic Light Icon	Latest Notes
CommS191 Maintain development programme for delivery for SVQ training to unqualified staff	60		10	26	42	44	↑	↑	●	Quarter four is considerably lower than anticipated due to a number of factors, one being not having a full complement of assessors due to two periods of extended sick leave and delays in being able to recruit a third part time assessor. All together this has resulted in a loss of 0.5 whole time equivalent of assessing time over the year, which would have enabled us to support approximately 12-14 additional candidates. Although we have been clearer about timescales for people to complete SVQ's in (6-9 months), some candidates will always require longer due to the nature of the work they do, and their confidence in preparing and developing their portfolio at the level required.
CommS192 Ensure there are sufficient training practice placements in Moray	12		0	4	0	15	↑	↑	✓	

PI Status	Long Term Trends	Short Term Trends
 This PI is significantly below target.	 The value of this PI has improved in the long term.	 The value of this PI has improved in the short term.
 This PI is slightly below target.	 The value of this PI has worsened in the long term.	 The value of this PI has worsened in the short term.
 This PI is on target.	 The value of this PI has not changed in the long term.	 The value of this PI has not changed in the short term.

